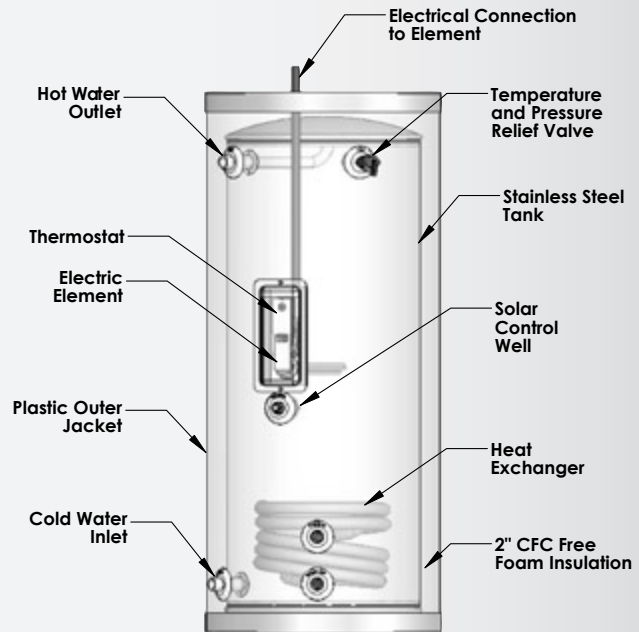
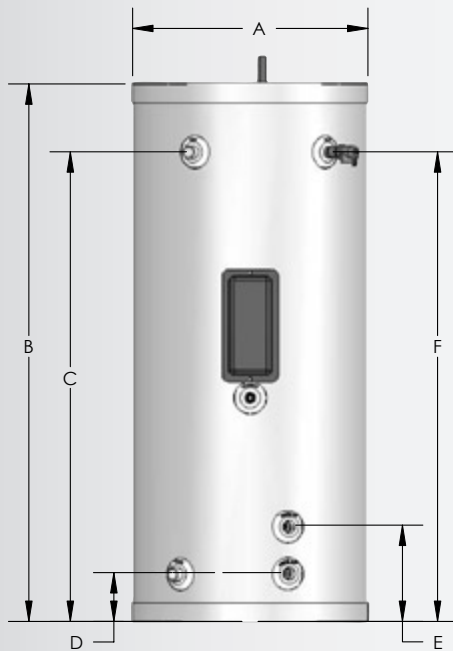


Features:

- Tank Construction of type 316L Stainless Steel with tolerance for high temperatures. Superior resistance to corrosion
- High output heat exchanger provides maximum efficiency to transfer the energy from the solar panels into hot water
- High output electric back up element, constructed of high grade stainless steel incoly making it more resistant for longer life
- Environmentally safe CFC free water blown, extra thick foam insulation allows less than 1/2 degree F per hour heat loss, the best in the industry
- Outer Shell constructed of silver finished durable plastic for rust and impact resistance
- Limited lifetime warranty – 7 Year commercial and lifetime residential
- Easy to install and maintain
- Factory supplied Temperature and Pressure Relief Valve
- SRCC OG300 Certified – applies to Federal Tax Credit when connected to a Solar Panel



SUPERSTOR SOLAR WATER HEATER DIMENSIONS							
MODEL #	GAL.	DIMENSIONS					
		A	B	C	D	E	F
SSU-60SE	60	23"	52"	46"	5"	9-1/4"	46"
*SSU-80SE	80	23"	72"	64-1/2"	5"	9-1/4"	64-1/2"
*SSU-119SE	119	27"	74"	66-1/2"	7-1/2"	11-1/4"	66-1/2"

* DW SOLAR COIL MODELS SPECIAL ORDER, CONSULT FACTORY

SUPERSTOR SOLAR WATER HEATER SPECS						
MODEL #	GAL.	HEAT EXCHANGER OUTLET SIZE	INLET/OUTLET SIZE	DRY WEIGHT	WET WEIGHT	SHIPPING WEIGHT (lbs)
SSU-60SE	60	1" NPT	1" NPT	90	492	115
*SSU-80SE	80	1" NPT	1" NPT	121	656	146
*SSU-119SE	119	1" NPT	1" NPT	200	1722	215

SUPERSTOR SOLAR SE SERIES							
MODEL	SOLAR HX VOLUME GALLONS	WATER VOLUME OF BACK UP	MAX. OPERATING PRESSURE OF COIL	RECOVERY OF BACK UP IN MINUTES		FIRST DRAW*	
				65° RISE	90° RISE	65° RISE	90° RISE
SSU-60SE	1 GAL	35 GAL	150 PSI	74 MIN	102 MIN	40 GAL	28 GAL
SSU-80SE	1 GAL	49 GAL	150 PSI	104 MIN	143 MIN	60 GAL	40 GAL
SSU-119SE	1 GAL	64 GAL	150 PSI	135 MIN	187 MIN	90 GAL	60 GAL

* AMOUNT OF WATER DRAWN OUT OF STORAGE TANK WITHOUT ANY ENERGY INPUT

LP-195
03/27/08

All tank dimensions are approximate. Heat Transfer reserves the right to make product changes or updates without notice. Heat Transfer will not be held liable for typographical errors in literature. For questions, please consult the factory.



Solar Water Heater Specifications

This solar hot water storage tank shall be designed for production of domestic hot water from either a solar panel or an electric element. The tank shall be equipped with a heat exchanger to transfer heat from the solar panels. The solar heat exchanger shall be located on the bottom of the tank to heat the entire water volume of the storage tank. The electric element shall be located on the upper section of the storage tank providing back up heat if the solar panel is not providing enough heat to maintain the upper operating set point. This storage tank shall have a capacity of _____ gallons.

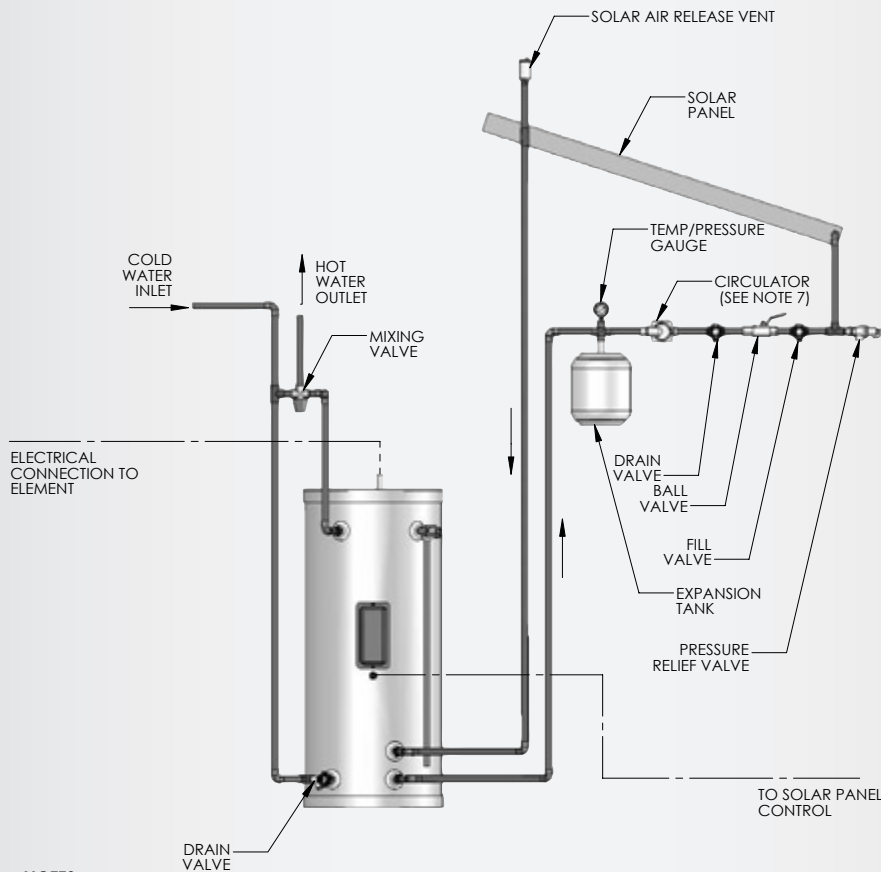
This solar hot water storage tank will be equipped with a stainless steel control well to insert a sensor into the tank to control the operation of the solar heat exchanger. This storage tank will also have an additional stainless steel element located in the upper portion of the tank, which will monitor and control the operation of the back up electric element controlling the desired hot water temperature.

This tank shall be constructed of 316L Stainless Steel. The heat exchanger shall be an integral finned tube design constructed of 90/10 CU/Ni.

The electric element shall be constructed of stainless steel incoly with a brass screw base. The outer tank shell shall be constructed of high density polyethylene plastic with 2" of CFC free polyurethane foam insulation.

Heat Transfer

Advanced Heating and Hot Water Systems



NOTES:

1. THIS DRAWING IS MEANT TO SHOW A SYSTEM PIPING CONCEPT ONLY. THE INSTALLER IS RESPONSIBLE FOR ALL EQUIPMENT AND DETAILING BY LOCAL CODES.
2. * ANTI-FREEZE, NON- POTABLE HEAT TRANSFER FLUID SHALL BE USED FOR THE SOLAR HEAT EXCHANGER CIRCUIT ONLY. NEVER INTRODUCE ANTI-FREEZE SOLUTION TO ANY OTHER CONNECTION OTHER THAN THE SOLAR HEAT EXCHANGER.
3. IF THERE IS A CHECK VALVE ON THE COLD WATER FEED LINE, A THERMAL EXPANSION TANK SUITABLE FOR POTABLE WATER MUST BE SIZED AND INSTALLED WITHIN THIS PIPING SYSTEM BETWEEN THE CHECK VALVE AND THE COLD WATER INLET OF THE SOLAR WATER HEATER. REFER TO FIG 3-1
4. AN ANTI-SCALD MIXING VALVE IS RECOMMENDED IF THE DOMESTIC HOT WATER SETTING IS ABOVE 120F.
5. A MINIMUM OF 12 DIAMETERS OF STRAIGHT PIPE MUST BE INSTALLED UPSTREAM OF ALL CIRCULATORS.
6. **FOR ALL SE MODELS, MAKE SURE TANK IS FULLY PURGED OF AIR BEFORE POWER IS TURNED ON TO THE ELECTRIC ELEMENT.**
7. ALL CIRCULATORS SHOWN ABOVE SHOULD HAVE INTEGRAL FLOW CHECK.

LP-199-A Rev. 6/28/07